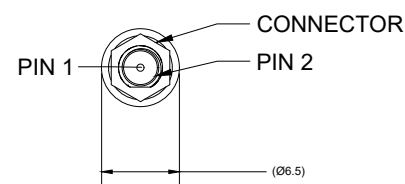


Revision Notes:
 R1: Adding Expansion Modules without SD Card with part numbers 6370 and 6371 as per P1471
 APA: P. BU Drawn: F. ADEMUJIMI Checked: S. ZHANG Approved: S. LAVER Date: 02/12/2020

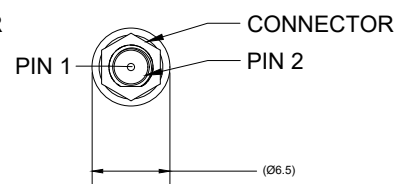
VIEW A



2-PIN FEMALE MATING FACE

PIN #	DESCRIPTION
1	SIGNAL
2	GND

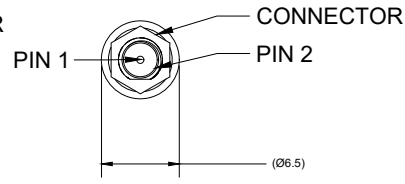
VIEW B



2-PIN FEMALE MATING FACE


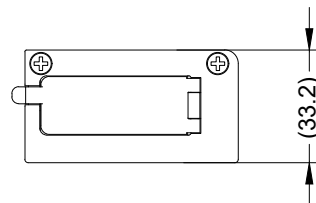
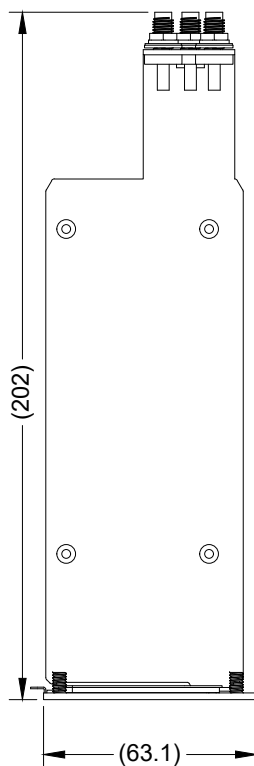
PIN #	DESCRIPTION
1	SIGNAL AND 3V-5V
2	GND

VIEW C

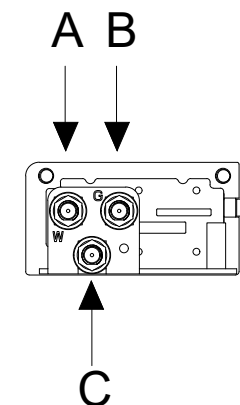
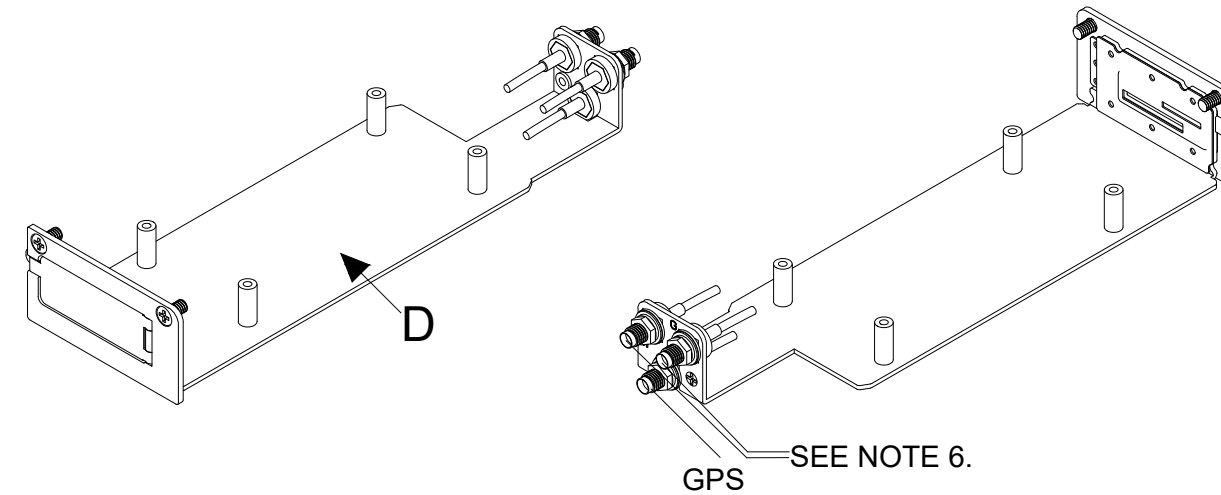


2-PIN FEMALE MATING FACE

PIN #	DESCRIPTION
1	SIGNAL AND 3V-5V
2	GND



PRODUCT NUMBER LABEL LOCATION
 SERIAL NUMBER LABEL LOCATION
 IMEI NUMBER LABEL LOCATION
 (APPLICABLE FOR MDR MODELS THAT CONTAIN 3G/4G MODULES)



REFER TO THE TABLE BELOW FOR FURTHER DETAILS

ITEM	MODEL NUMBER	PART NUMBER	MODEL/DESCRIPTION
①	MDR-508-EXP	5146	MDR-508 EXPANSION MODULE, 64GB SD CARD
②	MDR-508GW-EXP-G2	6255	MDR-508 EXPANSION MODULE WITH 4G & WI-FI, 64GB SD CARD (GEN2)
③	MDR-508G-EXP-G2	6254	MDR-508 EXPANSION MODULE WITH 4G, 64GB SD CARD (GEN2)
④	MDR-508GW-EXP(NA)	5506	MDR-508 EXPANSION MODULE WITH 4G & WI-FI, 64GB SD CARD -NA
⑤	MDR-508G-EXP(NA)	5541	MDR-508 EXPANSION MODULE WITH 4G, 64GB SD CARD -NA
⑥	MDR-508GW-G2-EXP-0	6370	MDR-508 EXPANSION MODULE WITH 4G & WIFI (GEN2) - NO SD CARD
⑦	MDR-508G-G2-EXP-0	6371	MDR-508 EXPANSION MODULE WITH 4G (GEN2) - NO SD CARD

ITEM	PART NUMBER	MODEL	DESCRIPTION
Ⓐ	4990	MDR-ANT-Wi-Fi-01	Wi-Fi ANTENNA
Ⓑ	4989	MDR-ANT-MOB-01	3G/4G ANTENNA
Ⓒ	6118	MDR-ANT-GPS-02	GPS ANTENNA
Ⓓ	-	-	EXPANSION MODULE ASSEMBLY BASE AND FIXINGS

- NOTES:**
- THIS DRAWING DOES NOT DEPICT THE ATTACHED PRINTED CIRCUIT BOARD (PCB).
 - ATTENTION: OBSERVE PRECAUTION FOR HANDLING THIS ELECTROSTATIC SENSITIVE DEVICE.
 - REFERENCE INSTRUCTION GUIDE FOR FUNCTIONALITY.
 - FOR ALL LABELS AND PACKAGING REFER TO MASTER BOM.
 - ANY CUSTOMER MODIFICATION OF THIS PRODUCT CAUSING SUBSEQUENT FAILURE IS NOT A LIABILITY OF BRIGADE ELECTRONICS GROUP PLC.
 - MOBILE NETWORK AND WIFI CAPABILITIES DEPEND ON MODEL AND AVAILABILITY.

PROPRIETARY NOTICE
 THIS DESIGN AND TECHNICAL INFORMATION APPEARING ON THIS DRAWING IS THE PROPERTY OF BRIGADE ELECTRONICS, AND IS DISCLOSED IN CONFIDENCE. IT IS NOT TO BE COPIED, REPRODUCED, REVEALED TO OR EXPROPRIATED BY OTHERS, EITHER IN WHOLE OR IN PART WITHOUT THE EXPRESS WRITTEN CONSENT OF BRIGADE ELECTRONICS.



Assembly Pl Approval P. BU	Approved by R. PENTLEY	Checked by J. STEWART	Drawn by F. ADEMUJIMI
Angle of Projection 	Units mm	Scale N/A	Released 13/10/20
Status RELEASED	MDR-508XX-EXP-XX		
Part No VARIOUS	BE-004445-01-20		